Meta Ads Dashboard

Oct 21 - 27, 2024 - compared with previous period (Oct 14 - 20, 2024)

KPI tracker

Key metrics by day

Biggest improvement: Checkouts Initiated +71.43% biggest decline: ROAS -40.2% vs previous period.

Name	Oct 21	Oct 22	Oct 23	Oct 24	Oct 25	Oct 26	Oct 27	Total	Change	Trend
BUSINESS										
Amount spent	$49.07	$34.91	$27.79	$41.17	$38.70	$41.45	$39.77	$207.78	▲ +4.6%	
Purchase value	$214.68	$154.68	$186.63	$488.77	$444.68	$429.68	$305.68	$2,218.82	▼ -41.2%	
ROAS	7.73x	10.37x	9.56x	21.86x	17.09x	19.23x	9.81x	11.15x	▼ -40.2%	
CONVERSION										
Purchases	2	2	1	3	3	3	2	14	▼ -41.7%	
Cost per purchase	$19.63	$13.96	$27.79	$13.72	$12.90	$13.82	$19.77	$14.84	▲ +36.1%	
Checkouts initiated	7	5	4	5	6	6	6	39	▲ +71.4%	
Adds to cart	8	6	5	7	8	8	7	49	▲ +39.9%	
ENGAGEMENT										
Link clicks	20	23	17	26	23	22	19	150	▲ +26.4%	
CPC (link)	$2.77	$1.57	$1.82	$1.65	$2.21	$2.02	$2.24	$2.11	▼ -17.9%	
CTR (link)	2.45%	1.79%	1.79%	2.22%	2.01%	2.02%	2.09%	1.99%	▲ +6.4%	
Landing page views	20	24	17	25	23	22	19	150	▲ +26.7%	
Post engagement	40	34	27	41	38	41	39	260	▲ +17.3%	
3-second video plays	0	1	5	3	10	10	7	36	▲ +133%	
ThruPlay	0	1	5	3	10	10	7	36	▼ -9.1%	
VISIBILITY										
Impressions	1,302	1,217	1,340	1,370	1,681	1,605	1,435	10,370	▲ +5.7%	
Reach	1,302	1,217	1,340	1,370	1,681	1,605	1,435	10,370	▲ +5.7%	
Frequency	1.00	1.01	1.01	1.01	1.00	1.00	1.01	1.00	▲ +1.7%	
CPM	$37.67	$28.69	$20.74	$30.06	$23.02	$25.83	$27.72	$20.03	▼ -1.7%	

Campaign performance

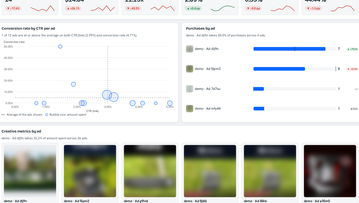
Spend, purchases and ROAS by day

Largest move: ROAS -40.2% vs previous period, now 11.15x.

Amount spent	Purchases	Cost per purchase	Purchase value	ROAS
$207.78	14	$14.84	$2,215.89	11.15x
▲ +4.6%	▼ -41.7%	▲ +36.1%	▼ -41.2%	▼ -40.2%

Amount spent and cost per purchase by day

Amount spent $207.78 for the period, +4.6% vs previous period from Jun, Oct 29, 2024 (539.79)



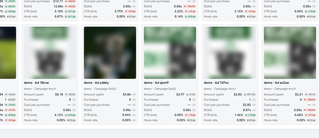
Amount spent by objective

All amount spent comes from one objective: Sales.



Cost per purchase by campaign

Lowest cost per purchase: demo - Campaign Sold (13.1%) highest: demo - Campaign Arun (517.6%), across 2 campaigns.



Performance metrics by campaign

demo - Campaign Sold delivers 65.0% of amount spent across 2 campaigns.

Campaign	Amount spent	Purchases	Cost per purchase	Purchase value	ROAS	Link clicks	CTR (link)	CPC (link)	Impressions	CPM	Reach	Frequency
demo - Campaign Sold	$135.00 ▲ +3.8%	9 ▼ -25.0%	$13.19 ▼ -8.3%	$1,429.89 ▼ -45.0%	10.59x ▼ -36.1%	94 ▲ +36.7%	2.13% ▲ +9.0%	$1.44 ▼ -21.6%	6,595 ▲ +3.8%	$20.47 ▲ +0.0%	6,595 ▲ +3.8%	1.00 ▲ +0.0%
demo - Campaign Arun	$72.78 ▲ +5.6%	5 ▼ -44.4%	$17.94 ▲ +259.5%	$785.79 ▼ -41.2%	10.80x ▼ -41.2%	56 ▼ -6.7%	1.85% ▼ -11.9%	$1.30 ▲ +7.4%	3,775 ▲ +5.6%	$19.28 ▲ +0.0%	3,775 ▲ +5.6%	1.00 ▲ +0.0%
Total	$207.78 ▲ +4.6%	14 ▼ -41.7%	$14.84 ▲ +36.1%	$2,215.89 ▼ -41.2%	11.15x ▼ -40.2%	150 ▲ +26.4%	1.99% ▲ +6.4%	$2.11 ▼ -17.9%	10,370 ▲ +5.7%	$20.03 ▼ -1.7%	10,370 ▲ +5.7%	1.00 ▲ +1.7%

Creative analysis

Purchases, CTR and hook rate by day

Largest move: ROAS -40.2% vs previous period, now 11.15x.

Purchases	Cost per purchase	ROAS	CTR (link)	Hook rate
14	$14.84	11.15x	2.89%	0.35%
▼ -41.7%	▲ +36.1%	▼ -40.2%	▲ +6.4%	▼ -91.6%

Hook rate	Hold rate
44.44%	2.78%
▼ -1.1%	▼ -91.6%

Conversion rate by CTR per ad

1 of 12 ads sit at or above the average on both CTR (link) (2.19%) and conversion rate (4.71%).



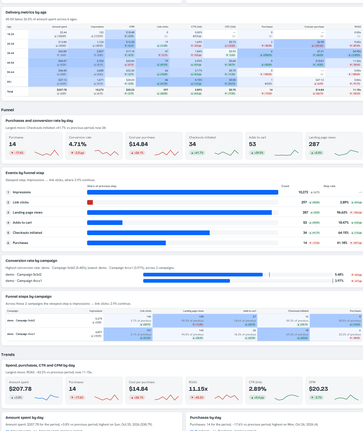
Purchases by ad

demo - Ad 6 delivers 50.0% of purchases across 4 ads.



Creative metrics by ad

demo - Ad 6 delivers 32.2% of amount spent across 24 ads.


demo - Ad 6fc
demo - Campaign Sold
Amount spent $66.84 ▲ +4.0%
Purchases 4 ▲ +300%
Cost per purchase $16.71 ▲ +69.0%
CTR (link) 1.89% ▲ +2.6%
Hook rate 0.00% ▼ -97.5%
demo - Ad Num3
demo - Campaign Sold
Amount spent $40.53 ▼ -10.0%
Purchases 1 ▼ -50.0%
Cost per purchase $40.53 ▲ +69.0%
CTR (link) 2.19% ▲ +16.0%
Hook rate 0.07% ▼ -97.1%
demo - Ad Phil
demo - Campaign Arun
Amount spent $16.14 ▲ +40.5%
Purchases 1 ▲ +100%
Cost per purchase $16.14 ▲ +40.5%
CTR (link) 2.78% ▲ +55.6%
Hook rate 0.00% ▼ -100%
demo - Ad 6fc4e
demo - Campaign Arun
Amount spent $15.30 ▲ +36.6%
Purchases 1 ▲ +100%
Cost per purchase $15.30 ▲ +36.6%
CTR (link) 2.13% ▲ +18.3%
Hook rate 0.00% ▼ -100%
demo - Ad 6fc
demo - Campaign Arun
Amount spent $14.64 ▲ +35.2%
Purchases 1 ▲ +100%
Cost per purchase $14.64 ▲ +35.2%
CTR (link) 1.96% ▲ +9.5%
Hook rate 0.00% ▼ -100%
demo - Ad 6fc4e
demo - Campaign Sold
Amount spent $13.47 ▲ +34.5%
Purchases 1 ▲ +100%
Cost per purchase $13.47 ▲ +34.5%
CTR (link) 2.13% ▲ +18.3